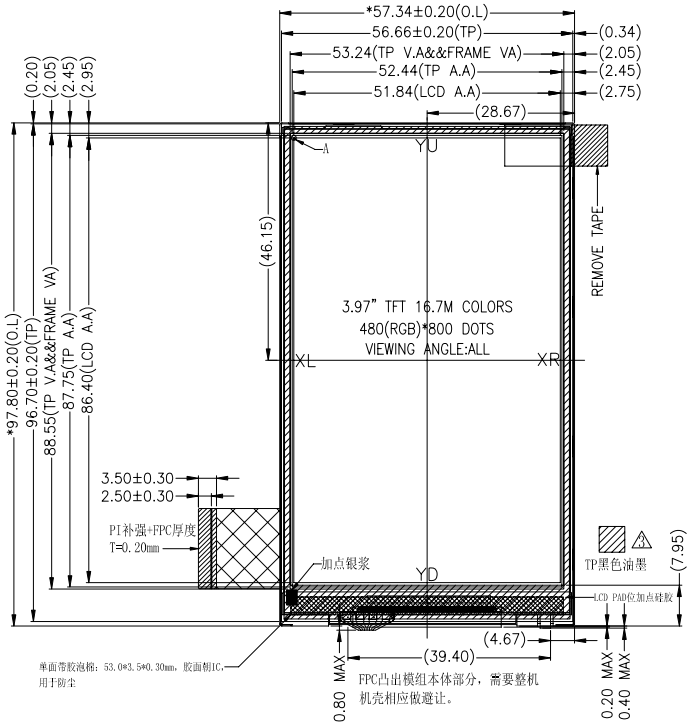

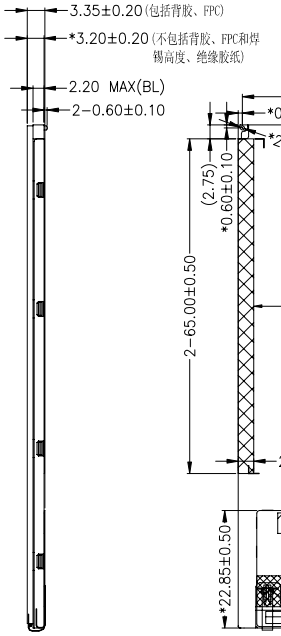

FPC弯折图

FPC弯折出货

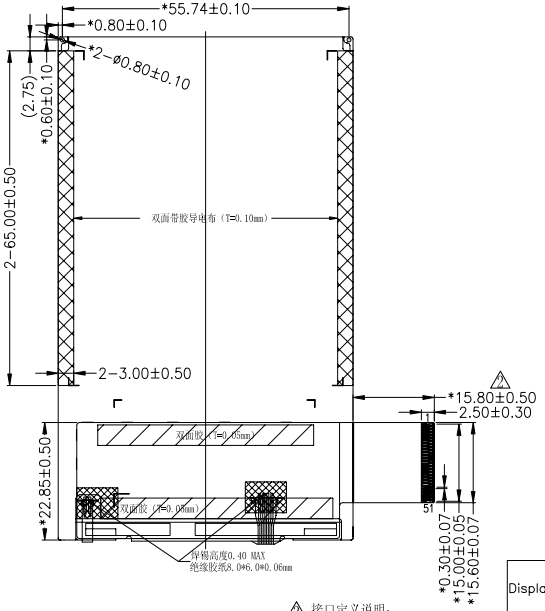

接口定义：

NO:	PIN NAME	NO:	PIN NAME
1	LEDK(-)	27	DB16
2	LEDA(+)	28	DB15
3	YU	29	DB14
4	XR	30	DB13
5	YD	31	DB12
6	XL	32	DB11
7	VDD	33	DB10
8	VDDI	34	DB9
9	IM3 △1	35	DB8
10	IM2 △1	36	DB7
11	IM1 △1	37	DB6
12	IM0 △1	38	DB5
13	SDO	39	DB4
14	SDI	40	DB3
15	DCX	41	DB2
16	WRX	42	DB1
17	RDX	43	DB0
18	CSX	44	DE
19	RESX	45	GND
20	DB23	46	PCLK
21	DB22	47	GND
22	DB21	48	HS
23	DB20	49	VS
24	DB19	50	TE
25	DB18	51	LED_PWM
26	DB17		

△1 接口定义说明：
IM3：ONLY FOR SPI, IF NOT
USED PLEASE CONNECT TO VSS.

IM2	IM1	IM0	SYS MODE
0	0	0	8-BIT MPU
0	0	1	16-BIT MPU
0	1	0	24-BIT MPU
0	1	1	RGB SPI

NOTES:
1. GENERAL TOLERANCE: ±0.2.
2. (...) IS REFERENCE DIMENSION.
3. * CRITICAL DIMENSION.
4. RoHS COMPLIANT.
5. CONNECTOR: FH26-51S-0.3SHW.
5. 图中FRAME VA为推荐机壳视窗位置、大小，建议机壳视窗位置、大小不要超过FRAME VA。
6. 建议机壳上泡棉的开窗比（TP VA）单边大0.5mm以上。

TP接口定义：

1	YU
2	XL
3	YD
4	XR

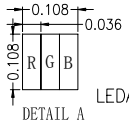

DETAIL A
SCALE 100:1

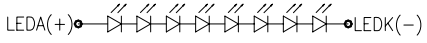

LED CIRCUIT DIAGRAM

Display Type	TFT
	NORMALLY BLACK
	TRANSMISSIVE
Front Polarizer	
Operating Method	
Viewing Angle	ALL
LCD Driver IC	OTM8009A △1
Operating Voltage	VDD=2.8V,VDDI=1.8/2.8V
Operation Temperature	-10°C TO 60°C
Storage Temperature	-20°C TO 70°C
Interface	MPU/RGB
Backlight	WHITE(20mA,25.6V,8LED)
Brightness	250CD/M2 TYP
White X/Y	
Homogeneity	80% MIN

VER.	SYMBOL	AMENDMENT		
04	△3	更改TP黑油和更正接口定义		
03	△2	更换FPC		
02	△1	更换IC和更改接口定义		
01		FIRST RELEASE		

DRAWN	
ME.CHECKED	
EE.CHECKED	
APPROVED	
CUSTOMER'S APPROVAL	

TITLE

UNIT	mm	SCALE	FIT
3rd Angle		SHEET 1 OF 1	